



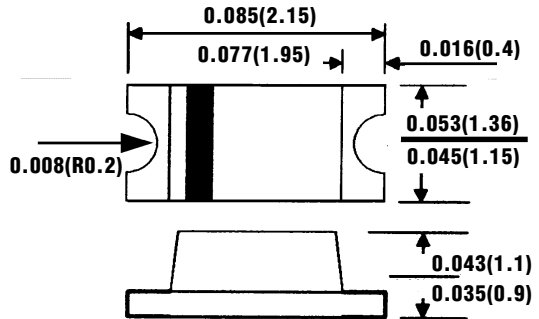
100 mA SURFACE MOUNT HIGH SPEED SWITCHING DIODE

Mechanical Dimensions

FSWS4148



0805(2012)



DIMENSIONS IN INCHES AND MILLIMETERS

Features

- SURFACE MOUNT PACKAGE
- FAST SWITCHING DIODE
- MEETS UL SPECIFICATION 94V-0
- HIGH SURGE CAPABILITY

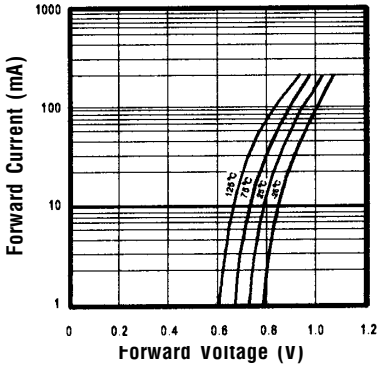
Maximum Ratings	FSWS4148			Units
	MIN	TYP	MAX	
Peak Repetitive Reverse Voltage... V_{RRM}			100	V
Reverse Voltage... V_R			75	V
Average Forward Rectified Current... $I_{F(AV)}$			150	mA
Peak Forward Surge Current... I_{FSM}		4 1		A A
		$T=1\mu s$ $T=1s$		
Power Dissipation... P_D			300	mW
Operating & Storage Temperature... T_J, T_{STG}	-55		+125	°C
Electrical Characteristics @ 25°C.				
Forward Voltage @ $I_F=100\text{ mA}$... V_F			1.0	V
DC Reverse Current @ $V_R=30V$... I_R		$V_R=20V$ $V_R=75V$	25 2.5	nA nA
Typical Junction Capacitance... C_T			3	pF
Reverse Recovery Time $V_R=6V, I_F=10\text{ mA}, R=50\text{ ohms}$... T_{RR}			4	nS



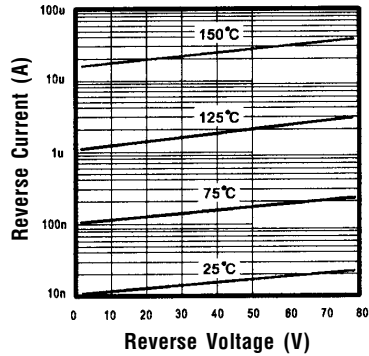
100 mA SURFACE MOUNT HIGH SPEED SWITCHING DIODE

FSWS4148

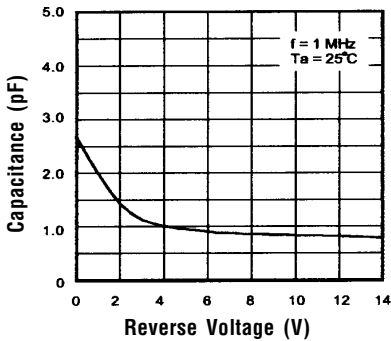
Forward Characteristics



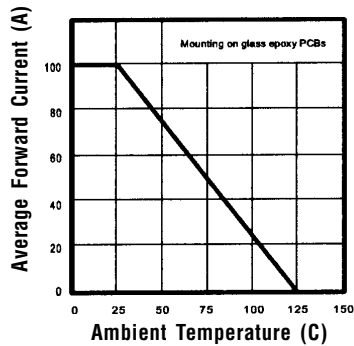
Reverse Characteristics



Typical Junction Capacitance



Forward Current Derating Curve



Ratings at 25 Deg. C ambient temperature unless otherwise specified.

Single Phase Half Wave, 60 HZ Resistive or Inductive Load.

For Capacitive Load, Derate Current by 20%.