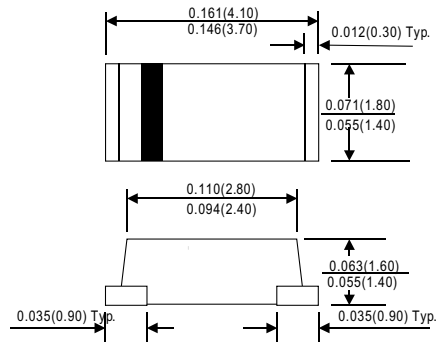


Description



Mini-SMA

Mechanical Dimensions



Dimensions in inches and (millimeter)

Features

- Ideal for surface mount applications
- Easy pick and place
- Plastic package has Underwriters Lab. flammability classification 94V-0
- Exceeds environmental standard MIL-S-19500/228
- Low leakage current

Mechanical data

- Case: Mini SMA/SOD-123 molded plastic
- Terminals: solderable per MIL-STD-750, method 2026
- Polarity: Color band denotes cathode end
- Mounting position: Any
- Approx. Weight: 0.04 gram

Maximum Ratings and Electrical Characteristics

Parameter	Symbol	SMA 4001M	SMA 4002M	SMA 4003M	SMA 4004M	SMA 4005M	SMA 4006M	SMA 4007M	Unit
Max. Repetitive Peak Reverse Voltage	V _{RRM}	50	100	200	400	600	800	1000	v
Max. DC Blocking Voltage	V _{DC}	50	100	200	400	600	800	1000	v
Max. RMS Voltage	V _{RMS}	35	70	140	280	420	560	700	v
Peak Surge Forward Current 8.3ms single halfsine-wave superimposed on rate load (JEDEC method)	I _{FSM}	30							A
Max. Average Forward Current	I _o	1.0							A
Max. Instantaneous Forward Current at 1.0 A	V _F	1.1							v
Max. DC Reverse Current at Rated DC Blocking Voltage T _a =25°C T _a =100°C	I _R	5 50							uA
Max. Thermal Resistance (Note 1)	R _{θJA}	60							°C/W
Operating Junction Temperature	T _j	-55 to +150							°C
Storage Temperature	T _{STG}	-55 to +150							°C

Note 1: Thermal resistance from junction to ambient.

1.0 Amp GLASS PASSIVATED MINIATURE PLASTIC SILICON RECTIFIERS

Fig. 1 - Reverse Characteristics

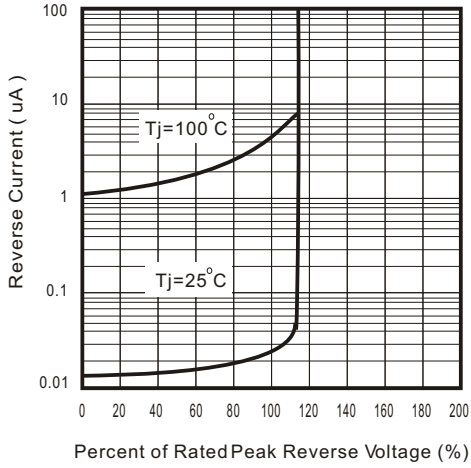


Fig.2 - Forward Characteristics

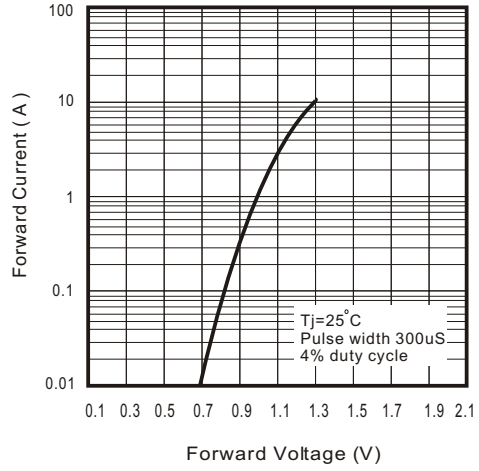


Fig. 3 - Junction Capacitance

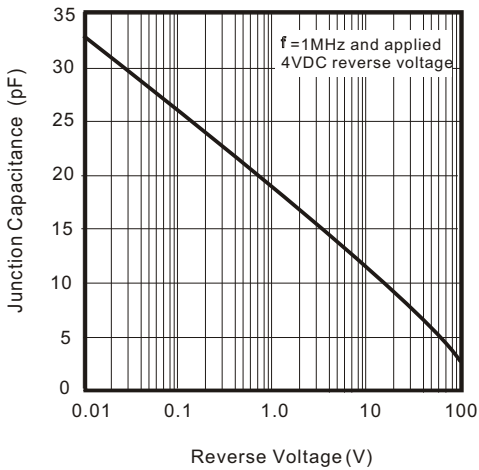


Fig. 4 - Current Derating Curve

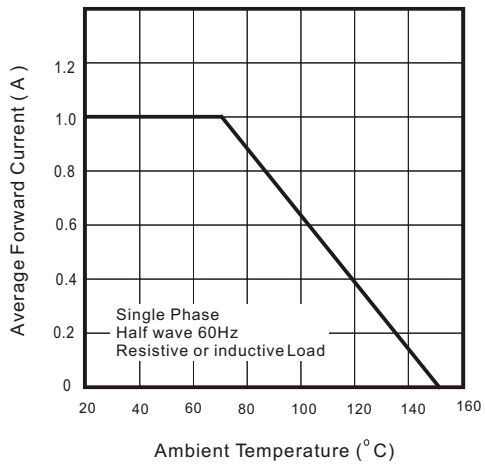


Fig. 5 - Non Repetitive Forward Surge Current

