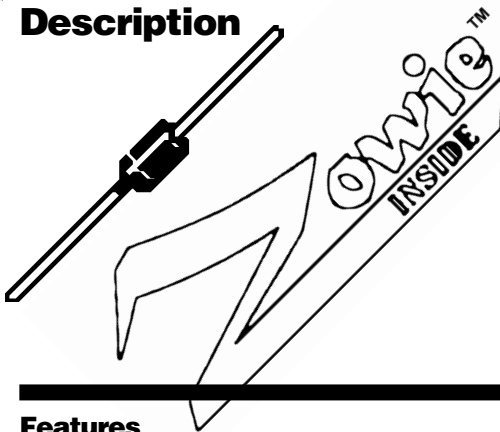


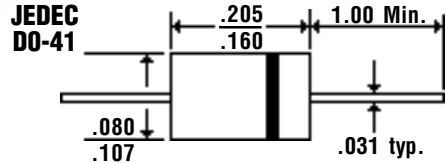
1.5 Amp Glass Passivated Sintered Rectifiers

GPZ15A . . . 15M Series

Description



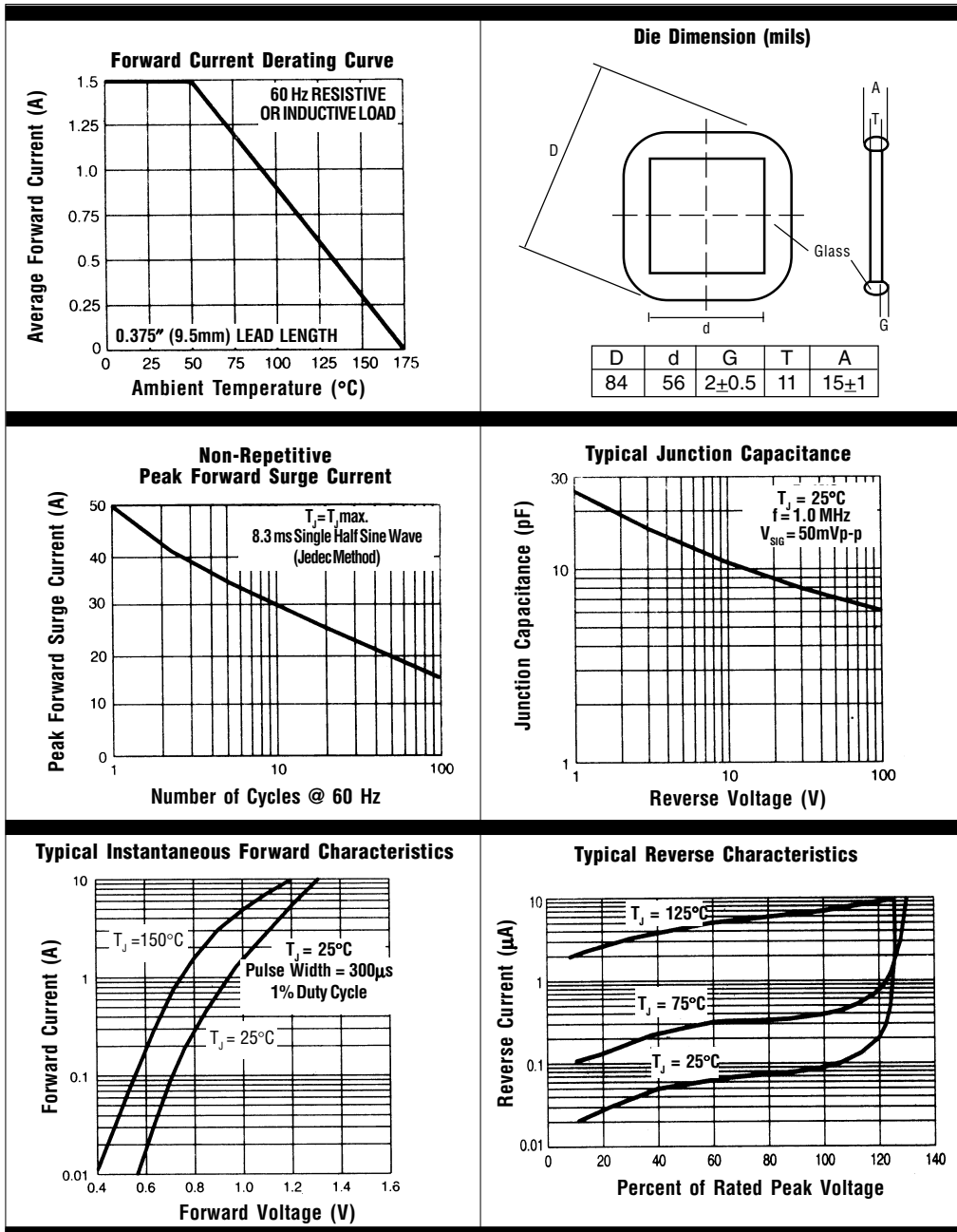
Mechanical Dimensions



Features

- **LOWEST COST FOR GLASS SINTERED CONSTRUCTION**
- **LOWEST V_F FOR GLASS SINTERED CONSTRUCTION**
- **TYPICAL $I_R < 100$ nAmps**
- **1.5 AMP OPERATION @ $T_A = 55^\circ\text{C}$, WITH NO THERMAL RUNAWAY**
- **SINTERED GLASS CAVITY-FREE JUNCTION**

GPZ15A . . . 15M Series							Units	
Maximum Ratings	15A	15B	15D	15G	15J	15K	15M	
Peak Repetitive Reverse Voltage... V_{RRM}	50	100	200	400	600	800	1000	Volts
RMS Reverse Voltage... $V_{R(rms)}$	35	70	140	280	420	560	700	Volts
DC Blocking Voltage... V_{DC}	50	100	200	400	600	800	1000	Volts
Average Forward Rectified Current... $I_{F(av)}$ 3/8" Lead Length @ $T_A = 55^\circ\text{C}$	1.5							Amps
Non-Repetitive Peak Forward Surge Current... I_{FSM} 8.3ms, 1/2 Sine Wave Superimposed on Rated Load	50							Amps
Operating & Storage Temperature Range... T_J, T_{STRG}	-65 to 175							$^\circ\text{C}$
Electrical Characteristics								
Maximum Forward Voltage @ 1.5A... V_F	< 1.1 >						< 1.2 >	Volts
Maximum Full Load Reverse Current... $I_R(av)$ Full Cycle Average @ $T_A = 55^\circ\text{C}$	100							μAmps
Maximum DC Reverse Current... I_R @ Rated DC Blocking Voltage	$T_A = 25^\circ\text{C}$		$T_A = 150^\circ\text{C}$					μAmps
Typical Junction Capacitance... C_J (Note 1)	15							pF
Typical Thermal Resistance... $R_{\theta JA}$ (Note 2)	25							$^\circ\text{C}/\text{W}$
Typical Reverse Recovery Time... t_{RR} (Note 3)	2.0							μs



NOTES: 1. Measured @ 1 MHz and applied reverse voltage of 4.0V.
 2. Thermal Resistance from Junction to Ambient at 3/8" Lead Length, P.C. Board Mounted.
 3. Reverse Recovery Condition $I_F = 0.5\text{A}$, $I_R = 1.0\text{A}$, $I_{RR} = 0.25\text{A}$.

Ratings at 25 Deg. C ambient temperature unless otherwise specified.

Single Phase Half Wave, 60 Hz Resistive or Inductive Load.

For Capacitive Load, Derate Current by 20%.