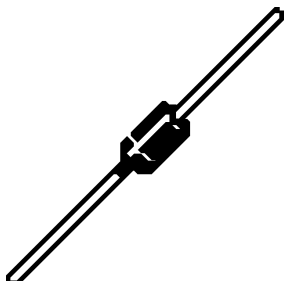


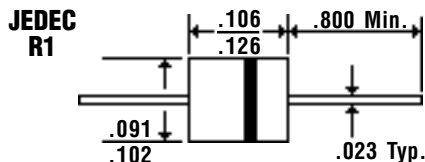
# 1.0 Amp MINIATURE PLASTIC SILICON RECTIFIERS

**F1A1 . . . F1A7 Series**

## Description



## Mechanical Dimensions



## Features

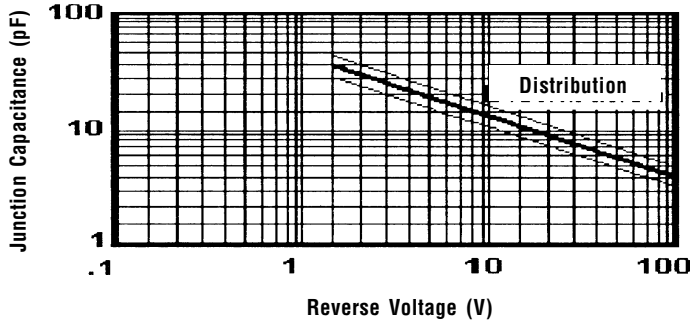
- LOW COST
- LOW LEAKAGE
- DIFFUSED JUNCTION
- MEETS UL SPECIFICATION 94V-0

<b>F1A1 . . . F1A7 Series</b>								<b>Units</b>	
<b>Maximum Ratings</b>	<b>F1A1</b>	<b>F1A2</b>	<b>F1A3</b>	<b>F1A4</b>	<b>F1A5</b>	<b>F1A6</b>	<b>F1A7</b>		
Peak Repetitive Reverse Voltage... $V_{RRM}$	50	100	200	400	600	800	1000	Volts	
RMS Reverse Voltage... $V_{R(rms)}$	35	70	140	280	420	560	700	Volts	
DC Blocking Voltage... $V_{DC}$	50	100	200	400	600	800	1000	Volts	
Average Forward Rectified Current... $I_{F(av)}$ $T_A = 25^\circ\text{C}$ (Note 3)				1.0				Amps	
Non-Repetitive Peak Forward Surge Current... $I_{FSM}$ @ Rated Current & Temp				30				Amps	
Operating & Storage Temperature Range... $T_J, T_{STRG}$				-50 to 175				$^\circ\text{C}$	
<b>Electrical Characteristics</b>									
Maximum Forward Voltage @ 1.0A... $V_F$				1.1				Volts	
Maximum Full Load Reverse Current... $I_{R(AV)}$ @ Full Cycle .375" Lead Length, $T_L = 75^\circ\text{C}$				30				$\mu\text{Amps}$	
Maximum DC Reverse Current... $I_R$ @ Rated DC Blocking Voltage	25 $^\circ\text{C}$				5.0				$\mu\text{Amps}$
	100 $^\circ\text{C}$				50				$\mu\text{Amps}$
Typical Junction Capacitance... $C_J$ (Note 1)				15				pF	
Typical Thermal Resistance... $R_{\theta JA}$ (Note 2)				25				$^\circ\text{C} / \text{W}$	

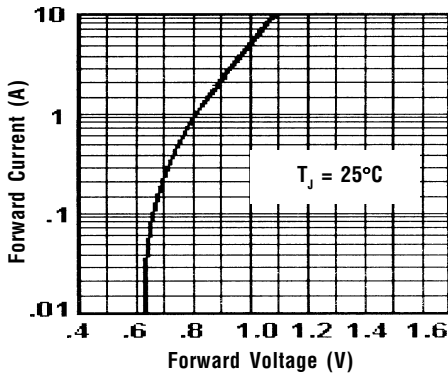
# 1.0 Amp MINIATURE PLASTIC SILICON RECTIFIERS

**F1A1 ... F1A7 Series**

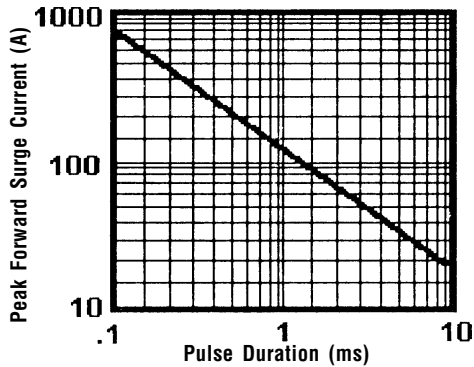
Typical Junction Capacitance



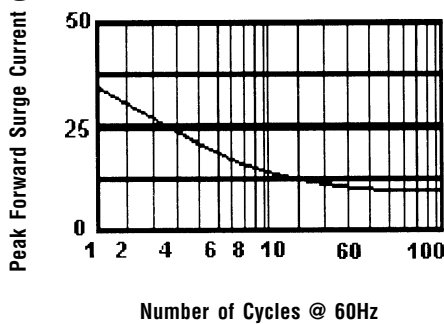
Typical Forward Characteristics



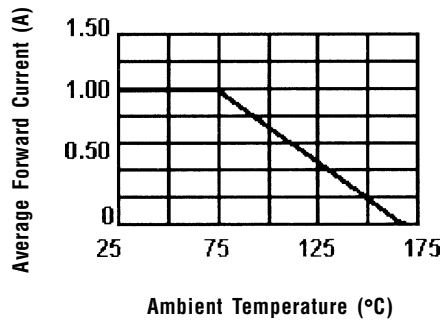
Peak Forward Surge Current



Maximum Non-Repetitive Surge Current



Forward Current Derating Curve



Ratings at 25 Deg. C ambient temperature unless otherwise specified.

Single Phase Half Wave, 60 Hz Resistive or Inductive Load.

For Capacitive Load, Derate Current by 20%.

- NOTES:**
1. Measured @ 1 MHz and applied reverse voltage of 4.0V.
  2. Thermal Resistance Junction to Ambient, Jedec Method.
  3. .375", (9.5mm) lead lengths.