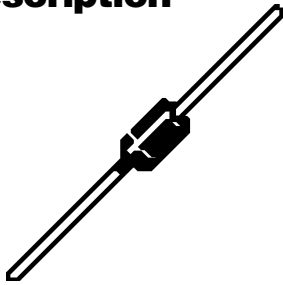
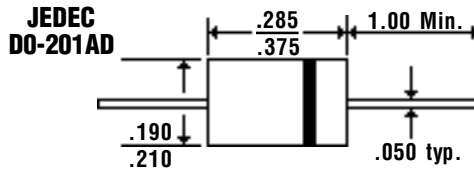


5.0 Amp SCHOTTKY BARRIER RECTIFIERS

Description



Mechanical Dimensions



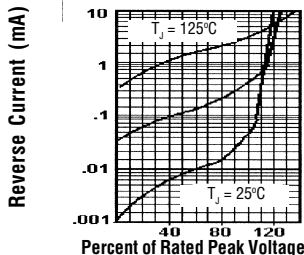
SR520 ... 560 Series

Features

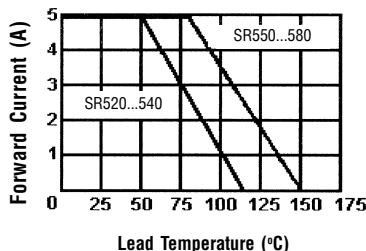
- EXTREMELY LOW V_f
- LOW POWER LOSS — HIGH EFFICIENCY
- LOW STORED CHARGE; MAJORITY CARRIER CONDUCTION
- MEETS UL SPECIFICATION 94V-0

	SR520...560 Series					Units
Maximum Ratings	SR520	SR530	SR540	SR550	SR560	
Peak Repetitive Reverse Voltage... V_{RRM}	20	30	40	50	60	Volts
Working Peak Reverse Voltage... V_{RWM}	20	30	40	50	60	Volts
DC Blocking Voltage... V_{DC}	20	30	40	50	60	Volts
Average Forward Rectified Current... $I_{F(av)}$ @ $T_A = 55^\circ\text{C}$	5.0					Amps
Non-Repetitive Peak Forward Surge Current... I_{FSM} @ Rated Load Conditions, 1/2 Wave, 8.3ms	150					Amps
Operating Temperature Range... T_J	< -65 to 125 >		< -65 to 150 >			$^\circ\text{C}$
Storage Temperature Range... T_{STRG} -65 to 150					$^\circ\text{C}$
Electrical Characteristics						
Maximum Forward Voltage... V_f @ $I_f = 5.0$ Amps	<57 >		<70 >			Volts
Maximum DC Reverse Current... I_R @ Rated DC Blocking Voltage $T_L = 25^\circ\text{C}$ 0.5					mAmps
Typical Junction Capacitance... C_J 200					pF
Typical Thermal Resistance... $R_{\theta JC}$ 15					$^\circ\text{C} / \text{W}$

Typical Reverse Characteristics



Forward Current Derating Curve



Typical Junction Capacitance

