

1.0 Amp SCHOTTKY BARRIER RECTIFIERS

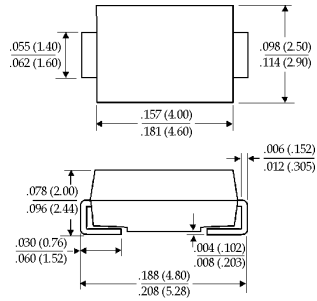
Description

Mechanical Dimensions

SMA120...1100 Series



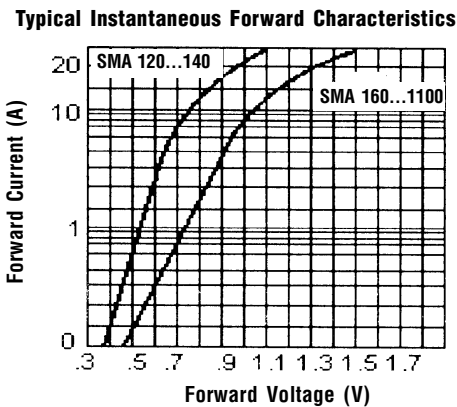
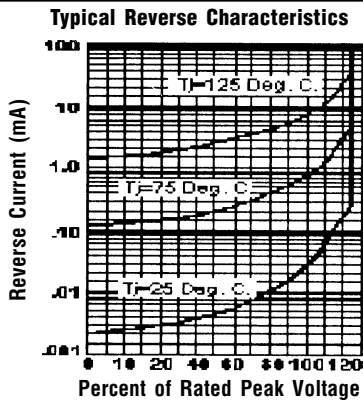
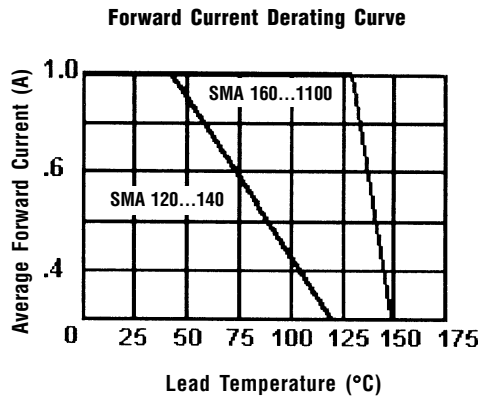
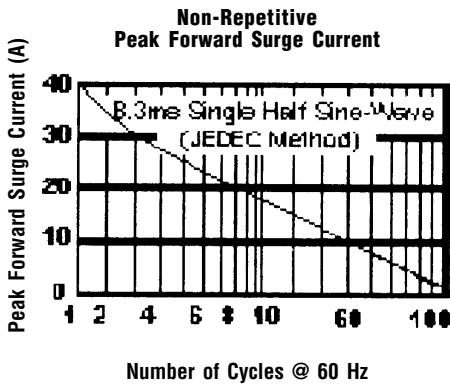
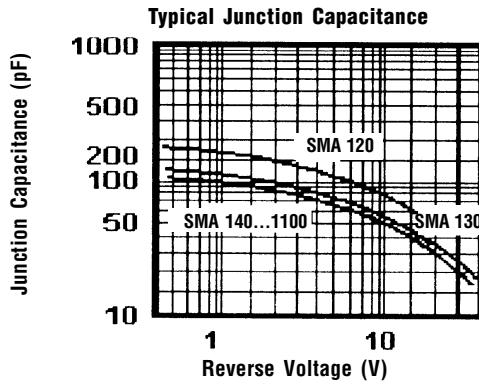
DO-214AC (SMA)



Features

- EXTREMELY LOW V_F
- LOW STORED CHARGE
- LOW POWER LOSS - HIGH EFFICIENCY
- MAJORITY CARRIER CONDUCTION
- MEETS UL SPECIFICATION 94V-0

SMA120 . . . 1100 Series						Units	
Maximum Ratings	SMA120	SMA130	SMA140	SMA160	SMA1100		
Peak Repetitive Reverse Voltage... V_{RRM}	20	30	40	60	100	Volts	
Working Peak Reverse Voltage... V_{RWM}	20	30	40	60	100	Volts	
DC Blocking Voltage... V_{DC}	20	30	40	60	100	Volts	
RMS Reverse Voltage... $V_{R(rms)}$	14	21	28	42	70	Volts	
Average Forward Rectified Current... $I_{F(av)}$ 1.0					Amps	
Non-Repetitive Peak Forward Surge Current... I_{FSM}	< 30 >					50	Amps
Operating & Storage Temperature Range... T_J, T_{STRG} -65 to 125					°C	
Electrical Characteristics							
Maximum Forward Voltage... V_F (Note 2)	.45	.50	.55	.70	.85	Volts	
Maximum DC Reverse Current... I_R @ Rated DC Blocking Voltage			$T_C = 25^\circ C$ 1.0			mAmps	
			$T_C = 100^\circ C$ 10			mAmps	
Typical Junction Capacitance... C_j (Note 1)	110	70	70	70	70	pF	
Typical Thermal Resistance... $R_{\theta JC}$ 80					°C / W	



Ratings at 25 Deg. C ambient temperature unless otherwise specified.

Single Phase Half Wave, 60 Hz Resistive or Inductive Load.

For Capacitive Load, Derate Current by 20%.

NOTES: 1. Measured @ 1 MHz and applied reverse voltage of 4.0V.
2. Pulse Test: Pulse width = 300 μ S. DutyCycle = 2%.