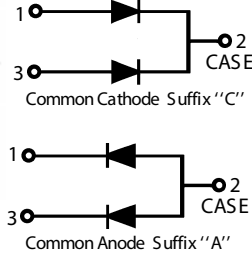
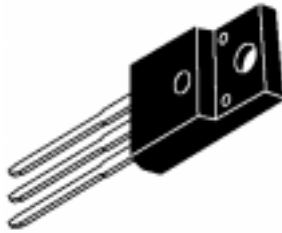


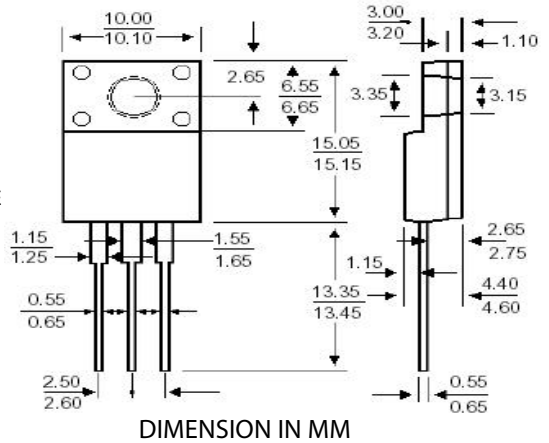
Mechanical Dimensions

FBRF1520&15100

Description



ITO-220AB



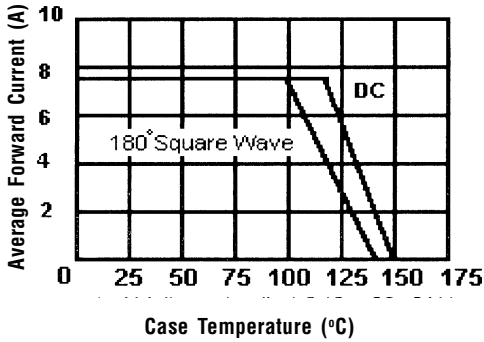
Features

- n HIGH CURRENT CAPABILITY W/LOW V_F
- n HIGH EFFICIENCY w/LOW POWER LOSS
- n HIGH SURGE VOLTAGE AND TRANSIENT PROTECTION
- n CENTER TAP CONFIGURATION
- n 150°C OPERATING JUNCTION TEMPERATURE
- n MEETS UL SPECIFICATION 94V-0

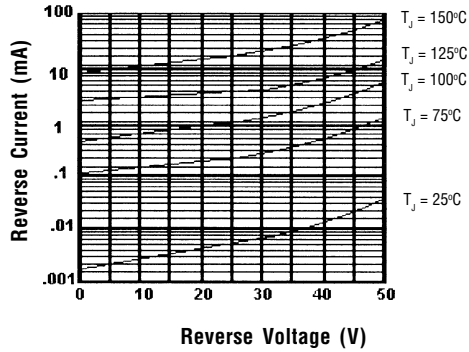
	FBRF1520	30	40	50	60	80	100	Units
Maximum Ratings								
Peak Repetitive Reverse Voltage... V_{RRM}	20	30	40	50	60	80	100	Volts
Working Peak Reverse Voltage... V_{RWM}	14	21	28	35	42	56	70	Volts
DC Blocking Voltage... V_{DC}	20	30	40	50	60	80	100	Volts
Average Forward Rectified Current... $I_{F(AV)}$ @ $T_C = 90^\circ C$			10					Amps
Repetitive Peak Forward Surge Current... I_{FM} $T_C = 105^\circ C$ (Rated V_R , 8.3MS SINGLE HALF SINE - WAVE)			15					Amps
Non-Repetitive Peak Forward Surge Current... I_{FSM} @ Rated Load Conditions, 1/2 Wave, Single Phase, 60Hz			150					Amps
Repetitive Peak Reverse Surge Current... I_{RSM} 2 μs , 1.0 kHz			1.0					Amps
Operating Temperature Range... T_J			-50 to 125					°C
Storage Temperature Range... T_{STRG}			-50 to 125					°C
Electrical Characteristics								
Maximum Forward Voltage... V_F AT 5.0A PER ELEMENT		0.55		0.75		0.85		Volts
Maximum DC Reverse Current... I_R @ Rated DC Blocking Voltage			0.5					mAmps
	$T_C = 25^\circ C$		50					mAmps
	$T_C = 100^\circ C$							
Thermal Resistance, Junction to Case... $R_{\theta JC}$			3.0					°C / W
Thermal Resistance, Junction to Ambient... $R_{\theta JA}$			60					°C / W

15 Amp SCHOTTKY BARRIER RECTIFIERS

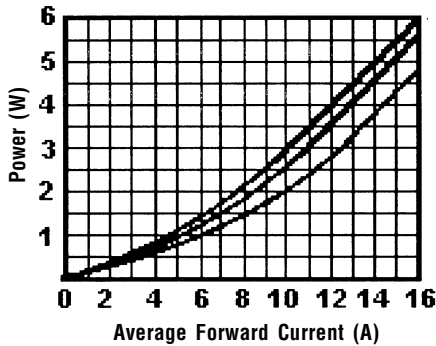
Forward Current Derating Curve



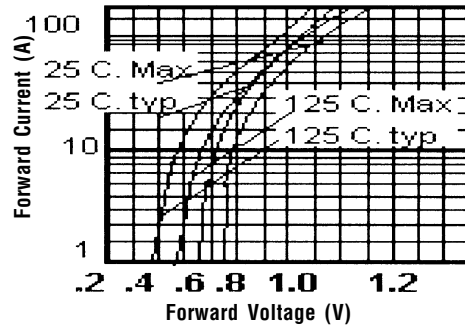
Typical Reverse Characteristics



Forward Power Dissipation



Typical Forward Characteristics



Ratings at 25 Deg. C ambient temperature unless otherwise specified.

Single Phase Half Wave, 60 Hz Resistive or Inductive Load.

For Capacitive Load, Derate Current by 20%.