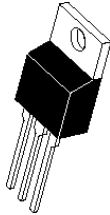
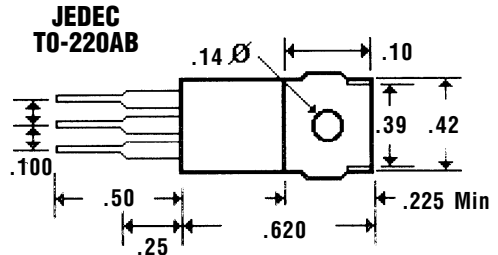


FBR1535 & 1545

Description



Mechanical Dimensions

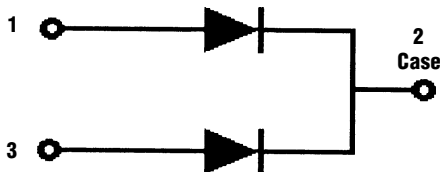


Features

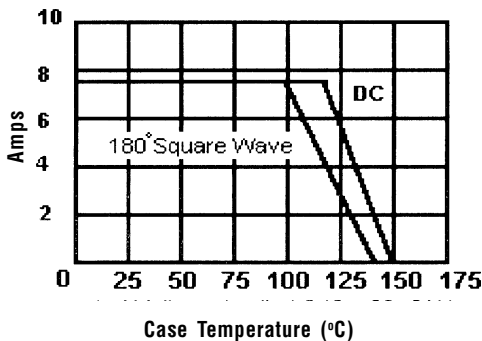
- HIGH CURRENT CAPABILITY W/LOW V_F
- HIGH EFFICIENCY w/LOW POWER LOSS
- HIGH SURGE VOLTAGE AND TRANSIENT PROTECTION
- CENTER TAP CONFIGURATION
- 150°C OPERATING JUNCTION TEMPERATURE
- MEETS UL SPECIFICATION 94V-0

Electrical Characteristics @ 25°C.	FBR1535 & 1545		Units
Maximum Ratings	FBR1535	FBR1545	
Peak Repetitive Reverse Voltage... V_{RRM}	35	45	Volts
Working Peak Reverse Voltage... V_{RWM}	35	45	Volts
DC Blocking Voltage... V_{DC}	35	45	Volts
Average Forward Rectified Current... $I_{F(AV)}$ @ $T_C = 105^\circ\text{C}$	Per Diode 7.5	Per Device 15	Amps Amps
Repetitive Peak Forward Surge Current... I_{FM} $T_C = 105^\circ\text{C}$ (Rated V_F , Square Wave, 20KHZ)	Per Diode 15		Amps
Non-Repetitive Peak Forward Surge Current... I_{FSM} @ Rated Load Conditions, 1/2 Wave, Single Phase, 60HZ 150		Amps
Repetitive Peak Reverse Surge Current... I_{RSM} 2uS, 1.0 KHZ 1.0		Amps
Forward Voltage... V_F @ $I_F = 7.5$ Amps, $T_C = 125^\circ\text{C}$57		Volts
@ $I_F = 15$ Amps, $T_C = 125^\circ\text{C}$72		Volts
@ $I_F = 15$ Amps, $T_C = 25^\circ\text{C}$84		Volts
DC Reverse Current... I_R @ Rated DC Blocking Voltage	$T_C = 25^\circ\text{C}$ 0.1	$T_C = 125^\circ\text{C}$ 15	mAmps mAmps
Thermal Resistance, Junction to Case... $R_{\theta JC}$ 3.0		°C / W
Thermal Resistance, Junction to Ambient... $R_{\theta JA}$ 60		°C / W
Operating Temperature Range... T_J -65 to 150		°C
Storage Temperature Range... T_{STG} -65 to 175		°C

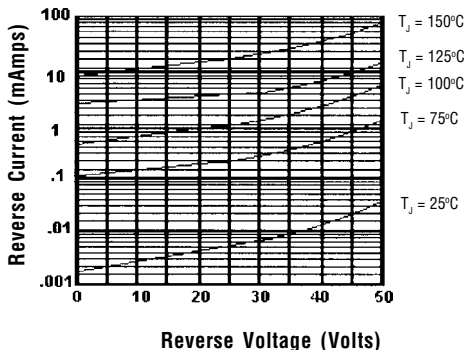
Common Cathode,
Suffix "C"



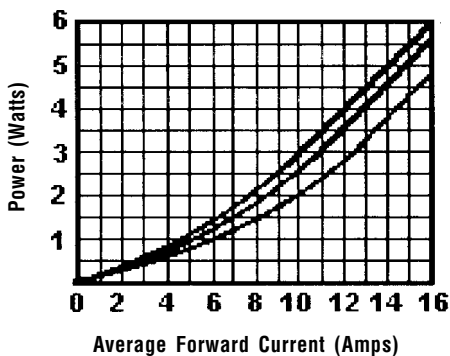
Forward Current Derating Curve



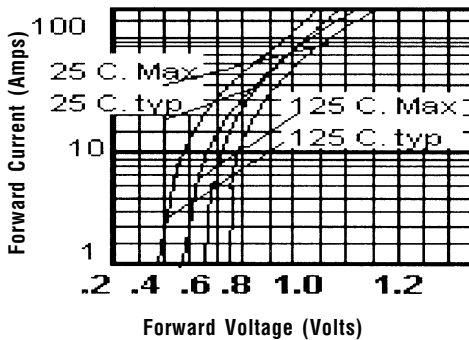
Typical Reverse Current



Forward Power Dissipation



Forward Characteristics



Ratings at
25 Deg. C ambient
temperature
unless otherwise
specified.

Single Phase Half
Wave, 60 HZ
Resistive or
Inductive Load.

For Capacitive
Load, Derate
Current by 20%.

- NOTES:**
1. Measured @ 1 MHz and applied reverse voltage of 4.0V.
 2. Thermal Resistance Junction to Case, Jedec Method.
 3. When Mounted to heat sink, from body.