



# TEST SPECIFICATION

## Complementary Silicon Plastic Power Transistor

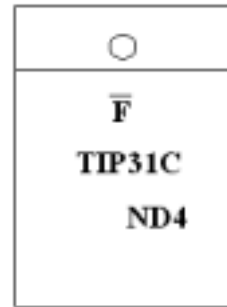
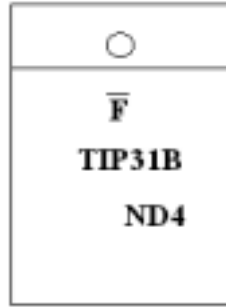
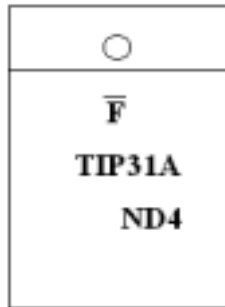
### TIP31A/TIP31B/TIP31C

Package: TO-220

ISSUE DATE:2000/4/26 REV:A

Parameter	Test Condition	Test Specification	
		Min	Max
V <sub>CEO(SUS)</sub>	I <sub>C</sub> =30mA <sub>dc</sub> , I <sub>B</sub> =0, TIP31A	60V	-
	I <sub>C</sub> =30mA <sub>dc</sub> , I <sub>B</sub> =0, TIP31B	80V	-
	I <sub>C</sub> =30mA <sub>dc</sub> , I <sub>B</sub> =0, TIP31C	100V	-
I <sub>CEO</sub>	V <sub>CE</sub> =30V <sub>dc</sub> , I <sub>B</sub> =0, TIP31A	-	0.3mA
	V <sub>CE</sub> =60V <sub>dc</sub> , I <sub>B</sub> =0, TIP31B/TIP31C	-	0.3mA
I <sub>CES</sub>	V <sub>CE</sub> =60V, V <sub>EB</sub> =0, TIP31A	-	200μA
	V <sub>CE</sub> =80V, V <sub>EB</sub> =0, TIP31B	-	200μA
	V <sub>CE</sub> =100V, V <sub>EB</sub> =0, TIP31C	-	200μA
I <sub>EBO</sub>	V <sub>BE</sub> =5V, I <sub>C</sub> =0, TIP31A/TIP31B/TIP31C	-	1.0mA
h <sub>FE</sub>	I <sub>C</sub> =1A, V <sub>CE</sub> =4V	25	-
	I <sub>C</sub> =3A, V <sub>CE</sub> =4V	10	50
V <sub>CE(sat)</sub>	I <sub>C</sub> =3A, I <sub>B</sub> =375mA	-	1.2V
V <sub>BE(on)</sub>	I <sub>C</sub> =3A, V <sub>CE</sub> =4V	-	1.8V

#### MARKING:



FILE NO:TIP31

APPROVE :

