


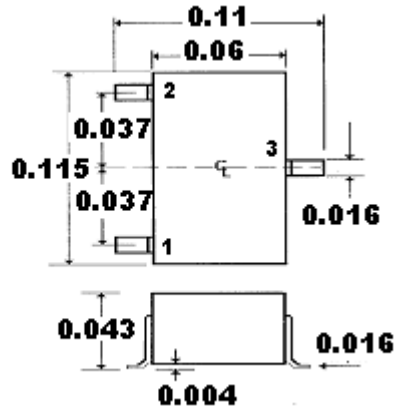
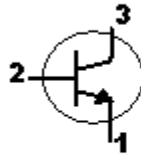
Description

Mechanical Dimensions

FMBTA42



SOT-23



Dimension in Inch

JUNCTION TEMPERATURE -----	+150	MAX
STORAGE TEMPERATURE -----	-55~ + 150	
MAX POWER DISSIPATION Ta=25 -----	250mW	
MAX VOLTAGE AND CURRENT Ta=25		
VCBO COLLECTOR TO BASE VOLTAGE-----	300V	
VCEO COLLECTOR TO EMITTER VOLTAGE-----	300V	
VEBO EMITTER TO BASE VOLTAGE-----	6.0V	
IC COLLECTOR CURRENT-----	500mA	

Characteristics (Ta=25)

Collector-Emitter Voltage@ Ic=10mA	Vceo	300V
Collector-Base Breakdown@ Voltage Ic=100uA	Vcbo	300V
Emitter- base Breakdown Voltage@ Ie =10uA	Vebo	6V
Collector Cutoff Current@ Vcb=200V	Icbo	Max 100nA
Emitter cutoff Current@ Vce=6V	Iebo	Max 100nA
Ic=20mA, Ib=2mA	Vce(sat)	Max 500mV
Ic=20mA, Ib=2mA	Vbe(on)	Max 900mV
Static Forward Current Transfer Ratio		
Ic=1mA, Vce=10V	hFE1	Min 25
Ic=10mA, Vce=10V	hFE2	Min 40
Ic=30mA, Vce=10V	hFE3	Min 50
Current-Gain-bandwidth Product		
@Ic=10mA, Vce=20V, f=100MHz	fT	Min 50MHz
Output Capacitance @ Vcb=20V, f=1MHz	Cob	Max 3pF



Characteristics Curve

