

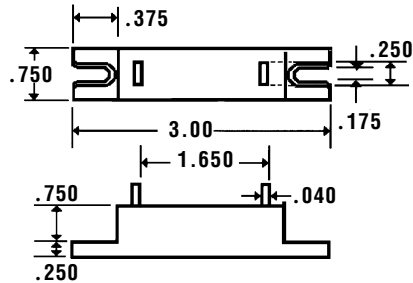
750 mA HIGH VOLTAGE MICROWAVE OVEN RECTIFIERS

HV07 Series

Description



Mechanical Dimensions



Features

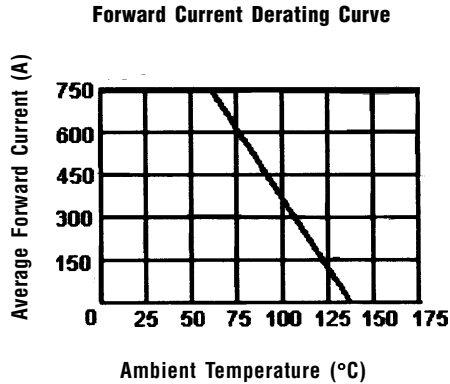
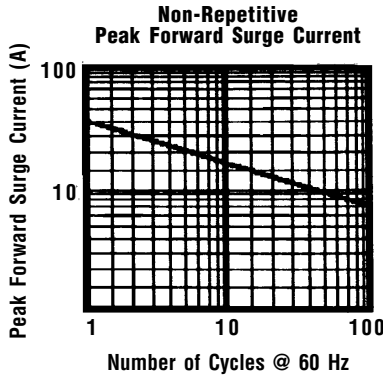
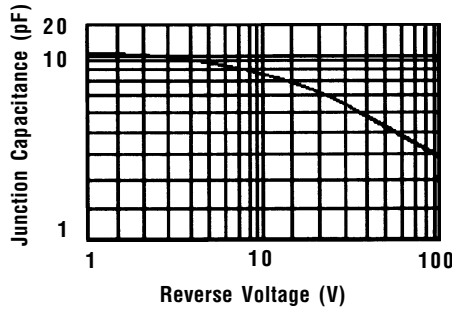
- HIGH OVERLOAD SURGE CAPABILITY
- CONTROLLED AVALANCHE CHARACTERISTICS
- LOW FORWARD VOLTAGE DROP
- TYPICAL $I_R < 1\mu A$
- HIGH TEMPERATURE SOLDERING - 250°C 10 Seconds
- MEETS UL SPECIFICATION 94V-0

	<i>HV07 Series</i>						Units
	HV07-08	HV07-10	HV07-12	HV07-14	HV07-15	HV07-16	
Maximum Ratings							
Peak Repetitive Reverse Voltage... V_{RRM}	8000	10000	12000	14000	15000	16000	Volts
RMS Reverse Voltage... $V_{R(rms)}$	5600	7000	8400	9800	10500	11200	Volts
DC Blocking Voltage... V_{DC}	8000	10000	12000	14000	15000	16000	Volts
Average Forward Rectified Current... $I_{F(av)}$ @ $T_A = 60^\circ C$ 750			mAmps
Non-Repetitive Peak Forward Surge Current... I_{FSM} @ Rated Load Conditions, 8.3 ms, ½ Sine Wave 50			Amps
Operating & Storage Temperature Range... T_J, T_{STRG} -20 to 135						°C
Electrical Characteristics							
Maximum Forward Voltage... V_F @ 750 mA	< 10 >		< 14 >		< 16 >		Volts
Maximum DC Reverse Current... I_R @ Rated DC Blocking Voltage 5.0			μAmps

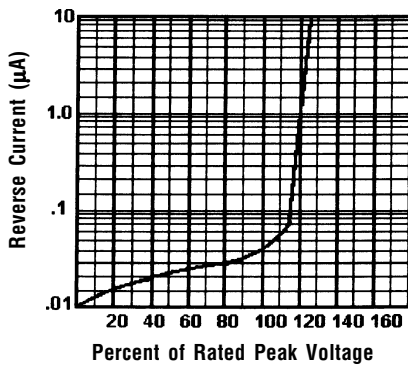
750 mA HIGH VOLTAGE MICROWAVE OVEN RECTIFIERS

HV07 Series

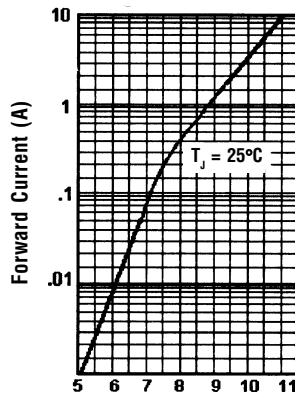
Typical Junction Capacitance



Typical Reverse Characteristics



Typical Instantaneous Forward Characteristics



Ratings at 25 Deg. C ambient temperature unless otherwise specified.

Single Phase Half Wave, 60 Hz Resistive or Inductive Load.

For Capacitive Load, Derate Current by 20%.