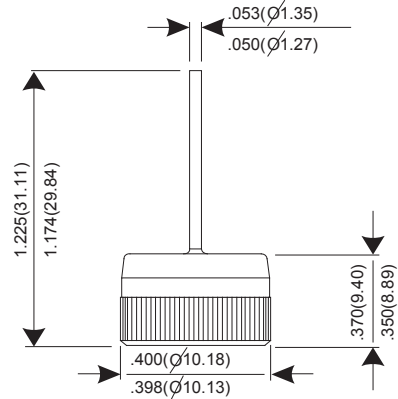


**Mechanical Dimensions**

**Description**



**LUCAS**



Dimensions in inches and (millimeters)

**Features**

- ★ Low forward voltage drop
- ★ High current capability
- ★ High reliability
- ★ High surge current capability

**Mechanical Data**

- ★ Case: OFC Heat Sink
- ★ Encap: Epoxy Sealed Rated  
UL94V-0
- ★ Weight: 4.92 gram

**MAXIMUM RATINGS AND ELECTRICAL CHARACTERISTICS**

Rating at 25°C ambient temperature unless otherwise specified.

	SYMBOL	L5002	L5004	L5006	UNIT
Maximum Peak Repetitive Reverse Voltage@Irrm=10uA	VRRM	200	400	600	V
Maximum RMS Voltage	VRMS	140	280	420	V
Maximum DC Blocking Voltage(TA=25°C)	VB	200	400	600	V
Maximum Average Forward Current Io@Tc=150°C 60 Hz, resistive or inductive load	I(AV)		50		A
Peak Forward Surge Current, 8.3ms single Half sine-wave superimposed on rated load (JEDEC method)	IFSM		450		A
Maximum Inst. Forward Voltage Drop, IF at 100Amp	VF		1.2		V
Maximum DC Reverse Current (VB)@TJ=25°C	IR		10		uA
At Rated DC Blocking Voltage (VB)@TJ=175°C			500		uA
Operating Junction and Storage Temperature Range	TJ, TSTG		-40 to +175		°C

**RATINGS AND CHARACTERISTIC CURVES PLFR5002~PLFR5006**

FIG.1 - FORWARD CURRENT DERATING CURVE

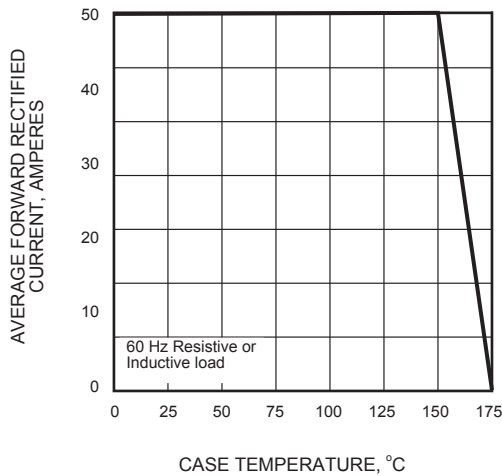


FIG.2 - MAXIMUM NON-REPETITIVE PEAK FORWARD SURGE CURRENT

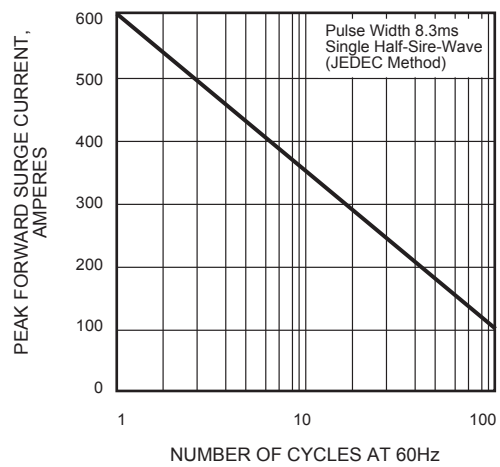


FIG.3 - TYPICAL INSTANTANEOUS FORWARD CHARACTERISTICS

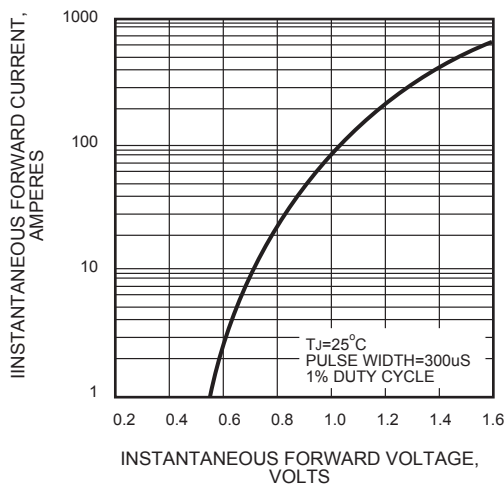


FIG.4 - TYPICAL REVERSE CHARACTERISTICS

