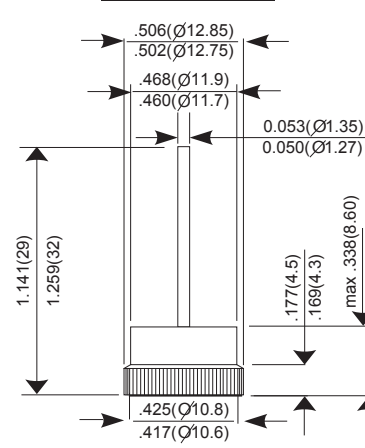


60AMP Press Fit Avalanche AUTOMOTIVE RECTIFIERS

<p>Features</p> <ul style="list-style-type: none"> ★ Low forward voltage drop ★ High current capability ★ High reliability ★ High surge current capability <p>Mechanical Data</p> <ul style="list-style-type: none"> ★ Case: OFC Heat Sink ★ Encapsulation: Exoxy Sealed Rated UL94V-0 ★ Weight: 6.90 gram 	<p>Voltage Range 50 to 60V Current 60 Ampere</p>
	<p>PRESS-FIT</p>  <p style="text-align: center;">Dimensions in inches and (millimeters)</p>

MAXIMUM RATINGS AND ELECTRICAL CHARACTERISTICS

Rating at 25°C ambient temperature unless otherwise specified.

PARAMETER	SYMBOL	PBFR6045JP(N)	Units
Peak Repetitive Reverse Voltage@Irrm=100mA	VRRM	50-60	V
Average Forward Current Io@Tc=150°C 60 Hz, resistive or inductive load	I(AV)	60	A
Peak Forward Surge Current, 8.3ms single Half sine-wave superimposed on rated load (JEDEC method)	IFSM	700	A
Maximum Inst. Forward Voltage Drop, IF at 100 Amp	VF	1.2	V
Maximum DC Reverse Current @TJ=25°C At Rated DC Blocking Voltage @TJ=175°C	IR	1 150	uA uA
Operating Junction and Storage Temperature Range TJ, TSTG	TJ, TSTG	- 40 to + 175	°C

FIG.1 - FORWARD CURRENT DERATING CURVE

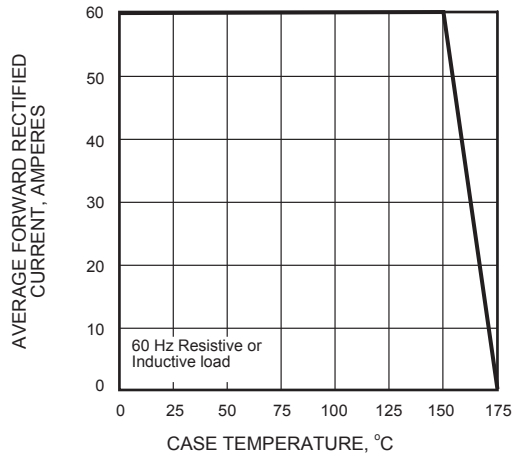


FIG.2 - MAXIMUM NON-REPETITIVE PEAK FORWARD SURGE CURRENT

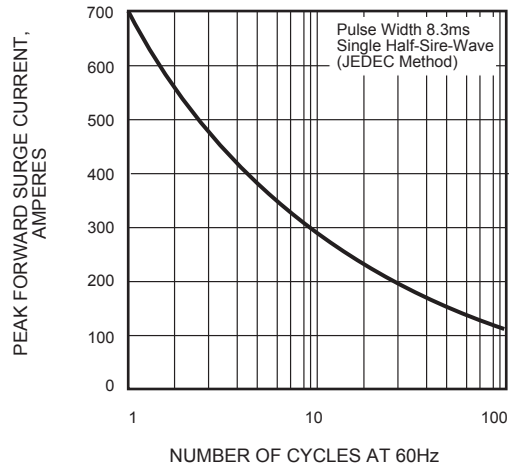


FIG.3 - TYPICAL INSTANTANEOUS FORWARD CHARACTERISTICS

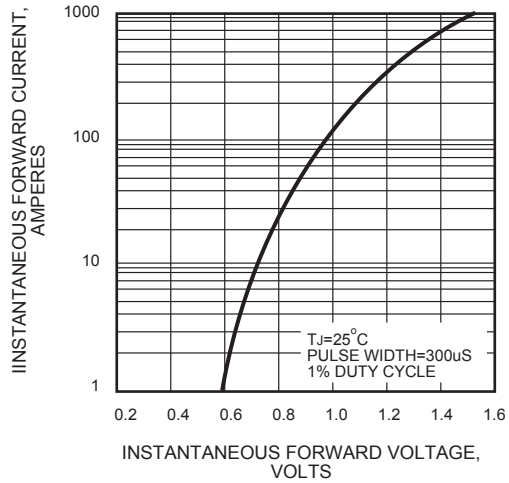


FIG.4 - TYPICAL REVERSE CHARACTERISTICS

